

## Manchester to Rochdale, Todmorden, Burnley, Accrington and Blackburn

## Mondays to Fridays

Operator	NT	NT	NT	NT	NT	NT	NT	NT	NT	NT	NT	NT	NT	NT	NT	NT	NT	NT	NT
Days of operation/Notes	A			A	MX A	MO B		A			C	D	A	E	A	F	E	D	B
Wigan Wallgate (WGW)	d				0548					0621			0649			0721			
Bolton (BON)	d										0648			0716			0747		
Salford Crescent (SLD)	d				0627	0627				0655	0700		0727	0731		0756	0802		0827
Salford Central (SFD)	d				0630	0630				0658	0703		0730	0735		0759	0804		0830
Manchester Victoria (MCV)	d	0551	0604	0610	0630	0636	0641	0656	0703	0708	0721	0736	0741	0757	0804	0809	0821	0836	
Moston (MSO)	d	0557		0618			0648				0715			0748			0816		
Mills Hill (MIH)	d	0601		0623			0652				0719			0752			0820		
Castleton (CAS)	d	0606		0629			0658				0725			0758			0826		
Rochdale (RCD)	a	0609	0617	0633	0642	0649	0649	0702	0708	0716	0729	0733	0749	0802	0812	0817	0830	0834	0849
Rochdale (RCD)	d	0610	0618		0645	0650	0650		0709	0716		0734	0750		0812	0817		0835	0850
Smithy Bridge (SMB)	d	0614	0622			0654	0654			0720			0754			0821			0854
Littleborough (LTL)	d	0617	0625			0658	0658		0713	0723			0758		0817	0824			0858
Walsden (WDN)	d	0622				0704	0704			0729			0804			0830			0904
Todmorden (TOD)	a	0625	0633		0656	0707	0707		0719	0733		0743	0807		0823	0834		0844	0907
Todmorden (TOD)	d		0634							0734						0835			
Burnley Manchester Road (BYM)	a		0649							0749						0850			
Rose Grove (RSG)	a		0653							0753						0854			
Accrington (ACR)	a		0700							0800						0901			
Blackburn (BBN)	a		0711							0810						0911			

Operator	NT	NT	NT	NT	NT	NT	NT	NT	NT	NT	NT	NT	NT	NT	NT	NT	NT	NT	NT
Days of operation/Notes	E	A	F	C	D	A	E	A	F	C	D	A	E	A	F	C	D	A	
Wigan Wallgate (WGW)	d			0821			0849			0921			0949			1021			1049
Bolton (BON)	d	0816			0848		0918			0948			1018			1048			
Salford Crescent (SLD)	d	0831		0855	0900		0927	0931		0955	1000		1027	1031		1055	1100		1127
Salford Central (SFD)	d	0835		0858	0903		0930	0935		0958	1003		1030	1035		1058	1103		1130
Manchester Victoria (MCV)	d	0841	0857	0903	0908	0921	0936	0941	0957	1003	1008	1021	1036	1042	1057	1103	1108	1121	1135
Moston (MSO)	d	0848			0915		0948				1015			1049			1115		
Mills Hill (MIH)	d	0852			0919		0952				1019			1053			1119		
Castleton (CAS)	d	0858			0925		0958				1025			1059			1125		
Rochdale (RCD)	a	0902	0909	0916	0929	0933	0949	1002	1009	1016	1029	1033	1049	1103	1109	1116	1129	1133	1148
Rochdale (RCD)	d		0910	0916		0934	0950		1010	1016		1034	1050		1110	1116		1134	1150
Smithy Bridge (SMB)	d			0920			0954			1020			1054			1120			1154
Littleborough (LTL)	d			0923			0958			1023			1057			1123			1158
Walsden (WDN)	d						1004						1104						1204
Todmorden (TOD)	a		0919	0931		0943	1007		1019	1031		1043	1107		1119	1131		1143	1207
Todmorden (TOD)	d			0932						1032						1132			
Burnley Manchester Road (BYM)	a			0947						1047						1147			
Rose Grove (RSG)	a			0951						1051						1151			
Accrington (ACR)	a			0958						1058						1158			
Blackburn (BBN)	a			1008						1108						1208			

Operator	NT	NT	NT	NT	NT	NT	NT	NT	NT	NT	NT	NT	NT	NT	NT	NT	NT	NT	NT
Days of operation/Notes	E	A	F	C	D	A	E	A	F	C	D	A	E	A	F	C	D	A	
Wigan Wallgate (WGW)	d			1121			1149			1221			1249			1321			1349
Bolton (BON)	d	1118			1148		1218			1248			1318			1348			
Salford Crescent (SLD)	d	1131		1155	1200		1227	1231		1255	1300		1327	1331		1355	1400		1427
Salford Central (SFD)	d	1135		1158	1203		1230	1235		1258	1303		1330	1335		1358	1403		1430
Manchester Victoria (MCV)	d	1140	1157	1203	1208	1221	1235	1240	1257	1303	1308	1321	1336	1341	1357	1403	1408	1421	1436
Moston (MSO)	d	1147			1215		1247				1315			1348			1415		
Mills Hill (MIH)	d	1151			1219		1251				1319			1352			1419		
Castleton (CAS)	d	1157			1225		1257				1325			1358			1425		
Rochdale (RCD)	a	1201	1212	1216	1229	1233	1248	1301	1309	1316	1329	1333	1349	1402	1409	1416	1429	1433	1450
Rochdale (RCD)	d		1212	1216		1234	1250		1310	1316		1334	1350		1410	1416		1434	1451
Smithy Bridge (SMB)	d			1220			1254			1320			1354			1420			1455
Littleborough (LTL)	d			1223			1258			1323			1358			1423			1459
Walsden (WDN)	d						1304						1404						1505
Todmorden (TOD)	a		1225	1231		1243	1307		1319	1331		1343	1407		1419	1431		1443	1508
Todmorden (TOD)	d			1232						1332						1432			
Burnley Manchester Road (BYM)	a			1247						1347						1447			
Rose Grove (RSG)	a			1251						1351						1451			
Accrington (ACR)	a			1258						1358						1458			
Blackburn (BBN)	a			1308						1408						1508			

For the complete service between Wigan and Manchester see table 101; and Bolton and Manchester table 099

For the complete service between Burnley and Blackburn see table 105; and Manchester and Blackburn via Bolton table 103

NOTES (see introductory pages for explanation of train operator codes and standard symbols)

- a Arrival time  
 d Departure time  
 A To Leeds  
 B From Wigan North Western to Leeds  
 C From Blackburn  
 D From Chester to Leeds  
 E From Clitheroe  
 F From Headbolt Lane
- MO Mondays only  
 MX Not Mondays

## Manchester to Rochdale, Todmorden, Burnley, Accrington and Blackburn

## Mondays to Fridays

Operator Days of operation/Notes	NT E	NT A	NT F	NT C	NT D	NT A	NT E	NT A	NT F	NT C	NT D	NT A	NT E	NT A	NT F	NT C	NT D	NT A
Wigan Wallgate (WGW)	d		1421			1449			1521			1549			1621			1649
Bolton (BON)	d	1418		1448			1518			1548			1618			1648		
Salford Crescent (SLD)	d	1431		1455	1500		1527	1531		1555	1600		1627	1631		1655	1700	1727
Salford Central (SFD)	d	1435		1458	1503		1530	1535		1558	1603		1630	1635		1658	1703	1730
Manchester Victoria (MCV)	d	1441	1454	1503	1508	1521	1536	1541	1557	1603	1608	1621	1636	1641	1657	1703	1708	1721
Moston (MSO)	d	1448			1515			1548			1615			1648			1715	
Mills Hill (MIH)	d	1452			1519			1552			1619			1652			1719	
Castleton (CAS)	d	1458			1525			1558			1625			1658			1725	
Rochdale (RCD)	a	1502	1506	1516	1529	1533	1550	1602	1613	1617	1629	1633	1649	1702	1709	1716	1729	1733
Rochdale (RCD)	d		1510	1516		1534	1551		1613	1617		1634	1650		1710	1716		1734
Smithy Bridge (SMB)	d			1520			1555			1621			1654		1713			1754
Littleborough (LTL)	d			1523			1559			1624			1658		1716	1722		1758
Walsden (WDN)	d						1605			1630			1704			1728		1804
Todmorden (TOD)	a		1519	1531		1543	1608		1626	1634		1643	1707		1722	1732		1743
Todmorden (TOD)	d			1532						1635						1732		
Burnley Manchester Road (BYM)	a			1547						1650						1747		
Rose Grove (RSG)	a			1551						1654						1751		
Accrington (ACR)	a			1558						1701						1758		
Blackburn (BBN)	a			1608						1711						1808		

Operator Days of operation/Notes	NT E	NT A	NT F	NT C	NT D	NT A	NT E	NT A	NT F	NT C	NT D	NT A	NT E	NT A	NT F	NT C	NT D	NT A
Wigan Wallgate (WGW)	d			1717			1749			1823			1849			1921		1949
Bolton (BON)	d	1718			1748			1818			1849			1918			1949	
Salford Crescent (SLD)	d	1731		1755	1800		1827	1831		1858	1903		1927	1931		1955	2002	2027
Salford Central (SFD)	d	1735		1758	1803		1830	1835		1900	1905		1930	1935		1957	2005	2030
Manchester Victoria (MCV)	d	1741	1757	1803	1808	1821	1836	1841	1857	1905	1910	1921	1936	1941	1957	2003	2009	2021
Moston (MSO)	d	1748			1815			1848			1917			1948			2016	
Mills Hill (MIH)	d	1752			1819			1852			1921			1952			2020	
Castleton (CAS)	d	1758			1825			1858			1927			1958			2026	
Rochdale (RCD)	a	1802	1809	1816	1829	1833	1849	1902	1909	1918	1931	1935	1949	2002	2009	2016	2030	2034
Rochdale (RCD)	d		1810	1816		1834	1850		1910	1918		1936	1950		2010	2016		2035
Smithy Bridge (SMB)	d		1813	1820			1854			1922			1954			2020		2054
Littleborough (LTL)	d		1816	1823			1858			1925			1958			2023		2058
Walsden (WDN)	d			1829			1904						2004					2104
Todmorden (TOD)	a		1822	1833		1843	1907		1919	1933		1945	2007		2019	2031		2044
Todmorden (TOD)	d			1834						1934						2032		
Burnley Manchester Road (BYM)	a			1849						1949						2047		
Rose Grove (RSG)	a			1853						1953						2051		
Accrington (ACR)	a			1900						2000						2058		
Blackburn (BBN)	a			1910						2010						2108		

Operator Days of operation/Notes	NT E	NT A	NT F	NT D	NT A	NT E	NT A	NT	NT A	NT E	NT A	NT	NT D	NT
Wigan Wallgate (WGW)	d		2021		2049				2144					2249
Bolton (BON)	d	2018				2118				2218				
Salford Crescent (SLD)	d	2031		2055	2127	2131			2221	2231				2327
Salford Central (SFD)	d	2035		2057	2130	2135			2223	2235				
Manchester Victoria (MCV)	d	2041	2057	2104	2121	2136	2141	2157	2205	2228	2241	2257	2303	2321
Moston (MSO)	d	2048				2148					2249			2342
Mills Hill (MIH)	d	2052				2152					2253			2347
Castleton (CAS)	d	2058				2158					2259			2353
Rochdale (RCD)	a	2102	2109	2118	2133	2152	2202	2209	2218	2241	2303	2309	2317	2333
Rochdale (RCD)	d		2110	2118	2134	2153		2210	2219	2241		2310	2318	2334
Smithy Bridge (SMB)	d			2122		2157			2223				2322	2338
Littleborough (LTL)	d			2125		2200			2226				2325	2341
Walsden (WDN)	d					2207							2346	
Todmorden (TOD)	a		2119	2133	2143	2210		2219	2234	2252		2319	2333	2349
Todmorden (TOD)	d			2134					2234				2334	
Burnley Manchester Road (BYM)	a			2149					2250				2349	
Rose Grove (RSG)	a			2153					2253				2353	
Accrington (ACR)	a			2200					2300				0001	
Blackburn (BBN)	a			2210					2310				0012	

**NOTES** (see introductory pages for explanation of train operator codes and standard symbols)

- a Arrival time
- d Departure time
- A To Leeds
- C From Blackburn
- D From Chester to Leeds
- E From Clitheroe
- F From Headbolt Lane

## Manchester to Rochdale, Todmorden, Burnley, Accrington and Blackburn

## Saturdays

Operator Days of operation/Notes	NT A	NT	NT	NT A	NT B	NT	NT A	NT	NT C	NT D	NT A	NT E	NT A	NT F	NT E	NT D	NT B	NT E
Wigan Wallgate (WGW)	d							0621			0649			0721				
Bolton (BON)	d								0648			0716			0747			0816
Salford Crescent (SLD)	d				0627			0655	0700		0727	0731		0756	0802		0827	0831
Salford Central (SFD)	d				0630			0658	0703		0730	0735		0759	0804		0830	0835
Manchester Victoria (MCV)	d	0551	0604	0610	0630	0636	0641	0656	0703	0721	0736	0741	0757	0804	0809	0821	0836	0841
Moston (MSO)	d	0557		0618			0648			0715		0748			0816			0848
Mills Hill (MIH)	d	0601		0623			0652			0719		0752			0820			0852
Castleton (CAS)	d	0606		0629			0658			0725		0758			0826			0858
Rochdale (RCD)	a	0609	0617	0633	0642	0649	0702	0708	0716	0729	0733	0749	0802	0812	0817	0830	0834	0849
Rochdale (RCD)	d	0610	0618		0645	0650		0709	0716		0734	0750		0812	0817		0835	0850
Smithy Bridge (SMB)	d	0614	0622			0654			0720			0754			0821			0854
Littleborough (LTL)	d	0617	0625			0658		0713	0723			0758		0817	0824			0858
Walsden (WDN)	d	0622				0704			0729			0804			0830			0904
Todmorden (TOD)	a	0625	0633		0656	0707		0719	0733		0743	0807		0823	0834		0844	0907
Todmorden (TOD)	d		0634						0734						0835			
Burnley Manchester Road (BYM)	a		0649						0749						0850			
Rose Grove (RSG)	a		0653						0753						0854			
Accrington (ACR)	a		0700						0800						0901			
Blackburn (BBN)	a		0710						0810						0911			

Operator Days of operation/Notes	NT A	NT F	NT C	NT D	NT A	NT E	NT A	NT F	NT C	NT D	NT A	NT E	NT A	NT F	NT C	NT D	NT A	NT E
Wigan Wallgate (WGW)	d		0821			0849		0921			0949			1021			1049	
Bolton (BON)	d			0848		0918			0948			1018			1048			1118
Salford Crescent (SLD)	d		0855	0900		0927	0931		0955	1000		1027	1031		1055	1100		1131
Salford Central (SFD)	d		0858	0903		0930	0935		0958	1003		1030	1035		1058	1103		1135
Manchester Victoria (MCV)	d	0857	0903	0908	0921	0936	0941	0957	1003	1008	1021	1036	1042	1057	1103	1108	1121	1140
Moston (MSO)	d			0915			0948			1015			1049			1115		1147
Mills Hill (MIH)	d			0919			0952			1019			1053			1119		1151
Castleton (CAS)	d			0925			0958			1025			1059			1125		1157
Rochdale (RCD)	a	0909	0916	0929	0933	0949	1002	1009	1016	1029	1033	1049	1103	1109	1116	1129	1133	1201
Rochdale (RCD)	d	0910	0916		0934	0950		1010	1016		1034	1050		1110	1116		1134	1150
Smithy Bridge (SMB)	d		0920			0954			1020			1054			1120			1154
Littleborough (LTL)	d		0923			0958			1023			1057			1123			1158
Walsden (WDN)	d					1004						1104						1204
Todmorden (TOD)	a	0919	0931		0943	1007		1019	1031		1043	1107		1119	1131		1143	1207
Todmorden (TOD)	d		0932						1032						1132			
Burnley Manchester Road (BYM)	a		0947						1047						1147			
Rose Grove (RSG)	a		0951						1051						1151			
Accrington (ACR)	a		0958						1058						1158			
Blackburn (BBN)	a		1008						1108						1208			

Operator Days of operation/Notes	NT A	NT F	NT C	NT D	NT A	NT E	NT A	NT F	NT G	NT D	NT A	NT E	NT A	NT F	NT C	NT D	NT A	NT E
Wigan Wallgate (WGW)	d		1121			1149		1221			1249			1321			1349	
Bolton (BON)	d			1148		1218			1248			1318			1348			1418
Salford Crescent (SLD)	d		1155	1200		1227	1231		1255	1300		1327	1331		1355	1400		1431
Salford Central (SFD)	d		1158	1203		1230	1235		1258	1303		1330	1335		1358	1403		1435
Manchester Victoria (MCV)	d	1157	1203	1208	1221	1235	1240	1257	1303	1308	1321	1336	1341	1357	1403	1408	1421	1441
Moston (MSO)	d			1215			1247			1315			1348			1415		1448
Mills Hill (MIH)	d			1219			1251			1319			1352			1419		1452
Castleton (CAS)	d			1225			1257			1325			1358			1425		1458
Rochdale (RCD)	a	1212	1216	1229	1233	1248	1301	1309	1316	1329	1333	1349	1402	1409	1416	1429	1433	1502
Rochdale (RCD)	d	1212	1216		1234	1250		1310	1316		1334	1350		1410	1416		1434	1453
Smithy Bridge (SMB)	d		1220			1254			1320			1354			1420			1457
Littleborough (LTL)	d		1223			1258			1323			1358			1423			1500
Walsden (WDN)	d					1304						1404						1506
Todmorden (TOD)	a	1225	1231		1243	1307		1319	1331		1343	1407		1419	1431		1443	1509
Todmorden (TOD)	d		1232						1332						1432			
Burnley Manchester Road (BYM)	a		1247						1347						1447			
Rose Grove (RSG)	a		1251						1351						1451			
Accrington (ACR)	a		1258						1358						1458			
Blackburn (BBN)	a		1308						1408						1508			

NOTES (see introductory pages for explanation of train operator codes and standard symbols)

- a Arrival time
- d Departure time
- A To Leeds
- B From Wigan North Western to Leeds
- C From Blackburn
- D From Chester to Leeds
- E From Clitheroe
- F From Headbolt Lane
- G From Ribbleshead

## Manchester to Rochdale, Todmorden, Burnley, Accrington and Blackburn

## Saturdays

Operator Days of operation/Notes	NT A	NT F	NT C	NT D	NT A	NT E	NT A	NT F	NT C	NT D	NT A	NT E	NT A	NT F	NT C	NT D	NT A	NT E
Wigan Wallgate (WGW)	d	1421			1449			1521			1549			1621			1649	
Bolton (BON)	d		1448			1518			1548			1618			1648			1718
Salford Crescent (SLD)	d	1455	1500		1527	1531		1555	1600		1627	1631		1655	1700		1727	1731
Salford Central (SFD)	d	1458	1503		1530	1535		1558	1603		1630	1635		1658	1703		1730	1735
Manchester Victoria (MCV)	d	1457	1503	1508	1521	1536	1541	1557	1603	1608	1621	1636	1641	1657	1703	1708	1721	1736
Moston (MSO)	d		1515			1548			1615			1648			1715			1748
Mills Hill (MIH)	d		1519			1552			1619			1652			1719			1752
Castleton (CAS)	d		1525			1558			1625			1658			1725			1758
Rochdale (RCD)	a	1509	1516	1529	1533	1550	1602	1610	1616	1629	1633	1652	1702	1709	1716	1729	1733	1749
Rochdale (RCD)	d	1510	1516		1534	1551		1610	1616		1634	1653		1710	1716		1734	1750
Smithy Bridge (SMB)	d		1520			1555			1620			1657		1713				1754
Littleborough (LTL)	d		1523			1559			1623			1700		1716	1722			1758
Walsden (WDN)	d					1605			1629			1706			1728			1804
Todmorden (TOD)	a	1519	1531		1543	1608		1623	1633		1643	1709		1722	1732		1743	1807
Todmorden (TOD)	d		1532						1634						1732			
Burnley Manchester Road (BYM)	a		1547						1649						1747			
Rose Grove (RSG)	a		1551						1653						1751			
Accrington (ACR)	a		1558						1700						1758			
Blackburn (BBN)	a		1608						1710						1808			

Operator Days of operation/Notes	NT A	NT F	NT C	NT D	NT A	NT E	NT A	NT F	NT C	NT D	NT A	NT E	NT A	NT F	NT G	NT D	NT A	NT E
Wigan Wallgate (WGW)	d	1717			1749			1823			1849			1921			1949	
Bolton (BON)	d		1748			1818			1849			1918			1949			2018
Salford Crescent (SLD)	d	1755	1800		1827	1831		1858	1903		1927	1931		1955	2002		2027	2031
Salford Central (SFD)	d	1758	1803		1830	1835		1900	1905		1930	1935		1957	2005		2030	2035
Manchester Victoria (MCV)	d	1757	1803	1808	1821	1836	1841	1857	1905	1910	1921	1936	1941	1957	2003	2009	2021	2036
Moston (MSO)	d		1815			1848			1917			1948			2016			2048
Mills Hill (MIH)	d		1819			1852			1921			1952			2020			2052
Castleton (CAS)	d		1825			1858			1927			1958			2026			2058
Rochdale (RCD)	a	1809	1816	1829	1833	1849	1902	1909	1918	1931	1935	1953	2002	2009	2016	2030	2034	2049
Rochdale (RCD)	d	1810	1816		1834	1850		1910	1918		1936	1953		2010	2016		2035	2050
Smithy Bridge (SMB)	d	1813	1820			1854			1922			1957			2020			2054
Littleborough (LTL)	d	1816	1823			1858			1925			2001			2023			2058
Walsden (WDN)	d		1829			1904						2007						2104
Todmorden (TOD)	a	1822	1833		1843	1907		1919	1933		1945	2010		2019	2031		2044	2107
Todmorden (TOD)	d		1834						1934						2032			
Burnley Manchester Road (BYM)	a		1849						1949						2047			
Rose Grove (RSG)	a		1853						1953						2051			
Accrington (ACR)	a		1900						2000						2058			
Blackburn (BBN)	a		1910						2010						2108			




Operator Days of operation/Notes	NT A	NT F	NT D	NT A	NT E	NT A	NT A	NT A	NT A	NT A
Wigan Wallgate (WGW)	d	2021		2049				2144		2249
Bolton (BON)	d				2118					
Salford Crescent (SLD)	d	2055		2127	2131			2221		2328
Salford Central (SFD)	d	2058		2130	2135			2224		
Manchester Victoria (MCV)	d	2057	2104	2121	2136	2141	2157	2205	2228	2335
Moston (MSO)	d				2148			2235		2342
Mills Hill (MIH)	d				2152			2240		2347
Castleton (CAS)	d				2158			2245		2353
Rochdale (RCD)	a	2109	2118	2133	2149	2202	2209	2218	2249	2357
Rochdale (RCD)	d	2110	2118	2134	2150	2210	2219	2249	2310	2319
Smithy Bridge (SMB)	d		2122		2154			2223	2254	2323
Littleborough (LTL)	d		2125		2158			2226	2257	2326
Walsden (WDN)	d				2204					
Todmorden (TOD)	a	2119	2133	2143	2207		2219	2234	2304	2334
Todmorden (TOD)	d		2134					2234		2334
Burnley Manchester Road (BYM)	a		2149					2250		2350
Rose Grove (RSG)	a		2153					2253		2353
Accrington (ACR)	a		2200					2300		0001
Blackburn (BBN)	a		2210					2309		0011

NOTES (see introductory pages for explanation of train operator codes and standard symbols)

- a Arrival time
- d Departure time
- A To Leeds
- C From Blackburn
- D From Chester to Leeds
- E From Clitheroe
- F From Headbolt Lane
- G From Ribbleshead

## Manchester to Rochdale, Todmorden, Burnley, Accrington and Blackburn

**Sundays until 29 March**

Operator Days of operation/Notes	NT A	NT	NT A	NT A	NT A	NT	NT A	NT A	NT A	NT A	NT	NT A	NT A	NT A	NT A	NT	NT A	NT A	
Wigan Wallgate (WGW)	d																		
Bolton (BON)	d																		
Salford Crescent (SLD)	d																		
Salford Central (SFD)	d																		
Manchester Victoria (MCV)	 d	0829	0833	0854	0920	0954	1000	1020	1054	1120	1154	1200	1220	1254	1320	1354	1400	1420	1454
Moston (MSO)	d		0840				1007					1207					1407		
Mills Hill (MIH)	d		0844				1011					1211					1411		
Castleton (CAS)	d		0850				1017					1217					1417		
Rochdale (RCD)	 a	0841	0853	0906	0932	1006	1020	1032	1106	1132	1206	1220	1232	1306	1332	1406	1420	1432	1506
Rochdale (RCD)	 d	0842	0854	0907	0933	1007	1021	1033	1107	1132	1207	1221	1233	1307	1332	1407	1421	1432	1507
Smithy Bridge (SMB)	d		0858				1025					1225					1425		
Littleborough (LTL)	d		0901	0912		1012	1028		1112		1212	1228		1312		1412	1428		1512
Walsden (WDN)	d						1034					1234					1434		
Todmorden (TOD)	a	0851	0909	0918	0942	1018	1038	1042	1118	1142	1218	1238	1242	1318	1342	1418	1438	1442	1518
Todmorden (TOD)	d		0909				1038					1238					1438		
Burnley Manchester Road (BYM)	a		0925				1054					1254					1454		
Rose Grove (RSG)	a		0928				1057					1257					1457		
Accrington (ACR)	a		0935				1104					1304					1504		
Church & Oswaldtwistle (CTW)	a		0939				1108					1308					1508		
Blackburn (BBN)	a		0951				1119					1319					1519		

Operator Days of operation/Notes	NT A	NT A	NT A	NT A	NT A	NT A	NT A	NT A	NT A	NT A	NT A	NT A	NT A	NT A	NT A	NT A	NT A	NT A	NT A
Wigan Wallgate (WGW)	d																		
Bolton (BON)	d																		
Salford Crescent (SLD)	d																		
Salford Central (SFD)	d																		
Manchester Victoria (MCV)	d	1520	1554	1600	1620	1654	1720	1754	1800	1820	1854	1920	1954	2000	2020	2054	2120	2154	2200
Moston (MSO)	d			1607					1807					2007					2207
Mills Hill (MIH)	d			1611					1811					2011					2211
Castleton (CAS)	d			1617					1817					2017					2217
Rochdale (RCD)	a	1532	1606	1620	1632	1706	1732	1806	1820	1832	1906	1932	2006	2020	2032	2106	2132	2206	2220
Rochdale (RCD)	d	1532	1607	1621	1633	1707	1732	1807	1821	1833	1907	1932	2007	2021	2032	2107	2132	2207	2221
Smithy Bridge (SMB)	d			1625					1825					2025					2225
Littleborough (LTL)	d		1612	1628		1712		1812	1828		1912		2012	2028		2112		2212	2228
Walsden (WDN)	d			1634					1834					2034					2234
Todmorden (TOD)	a	1542	1618	1638	1642	1718	1742	1818	1838	1842	1918	1942	2018	2038	2042	2118	2142	2218	2238
Todmorden (TOD)	d			1638					1838					2038					2238
Burnley Manchester Road (BYM)	a			1654					1854					2054					2254
Rose Grove (RSG)	a			1657					1857					2057					2257
Accrington (ACR)	a			1704					1904					2104					2304
Church & Oswaldtwistle (CTW)	a			1708					1908					2108					2308
Blackburn (BBN)	a			1719					1919					2119					2319

Operator Days of operation/Notes	NT A
Wigan Wallgate (WGW)	d
Bolton (BON)	d
Salford Crescent (SLD)	d
Salford Central (SFD)	d
Manchester Victoria (MCV)	d
Moston (MSO)	d
Mills Hill (MIH)	d
Castleton (CAS)	d
Rochdale (RCD)	a
Rochdale (RCD)	d
Smithy Bridge (SMB)	d
Littleborough (LTL)	d
Walsden (WDN)	d
Todmorden (TOD)	a
Todmorden (TOD)	d
Burnley Manchester Road (BYM)	a
Rose Grove (RSG)	a
Accrington (ACR)	a
Church & Oswaldtwistle (CTW)	a
Blackburn (BBN)	a

**NOTES** (see introductory pages for explanation of train operator codes and standard symbols)

a Arrival time  
d Departure time  
A To Leeds



## Manchester to Rochdale, Todmorden, Burnley, Accrington and Blackburn

**Sundays from 5 April**

Operator Days of operation/Notes	NT A	NT	NT A	NT	NT A	NT A	NT B	NT C	NT A	NT B	NT C	NT A	NT B	NT C	NT A	NT B	NT C	NT A
Wigan Wallgate (WGW)	d			0814			0915			1015			1115			1215		
Bolton (BON)	d																	
Salford Crescent (SLD)	d			0851			0951			1051			1151			1251		
Salford Central (SFD)	d			0853			0954			1054			1154			1254		
Manchester Victoria (MCV)	d	0829	0833	0854	0900	0920	0954	1000	1020	1054	1100	1120	1154	1220	1254	1300	1320	1354
Moston (MSO)	d		0840	0907			1007			1107			1207			1307		
Mills Hill (MIH)	d		0844	0911			1011			1111			1211			1311		
Castleton (CAS)	d		0850	0917			1017			1117			1217			1317		
Rochdale (RCD)	a	0841	0853	0906	0920	0932	1006	1020	1032	1106	1120	1132	1206	1220	1232	1306	1320	1406
Rochdale (RCD)	d	0842	0854	0907	0921	0933	1007	1021	1032	1107	1121	1132	1207	1221	1232	1307	1321	1407
Smithy Bridge (SMB)	d		0858	0925			1025			1125			1225			1325		
Littleborough (LTL)	d		0901	0912	0928		1012	1028		1112	1128		1212	1228		1312	1328	1412
Walsden (WDN)	d			0934				1034			1134			1234			1334	
Todmorden (TOD)	a	0851	0909	0918	0938	0942	1018	1038	1042	1118	1138	1142	1218	1238	1242	1318	1338	1418
Todmorden (TOD)	d		0909	0938				1038			1138			1238			1338	
Burnley Manchester Road (BYM)	a		0925	0954				1054			1154			1254			1354	
Rose Grove (RSG)	a		0928	0957				1057			1157			1257			1357	
Accrington (ACR)	a		0935	1004				1104			1204			1304			1404	
Church & Oswaldtwistle (CTW)	a		0939	1008				1108			1208			1308			1408	
Blackburn (BBN)	a		0951	1019				1119			1219			1319			1419	

Operator Days of operation/Notes	NT B	NT C	NT A	NT B	NT C	NT A	NT B	NT C	NT A	NT B	NT C	NT A	NT B	NT C	NT A	NT B	NT C	NT A
Wigan Wallgate (WGW) d	1315			1415			1515			1615			1715			1815		
Bolton (BON) d																		
Salford Crescent (SLD) d	1351			1451			1551			1651			1752			1851		
Salford Central (SFD) d	1354			1454			1554			1654			1755			1854		
Manchester Victoria (MCV)  d	1400	1420	1454	1500	1520	1554	1600	1620	1654	1700	1720	1754	1800	1820	1854	1900	1920	1954
Moston (MSO) d	1407			1507			1607			1707			1807			1907		
Mills Hill (MIH) d	1411			1511			1611			1711			1811			1911		
Castleton (CAS) d	1417			1517			1617			1717			1817			1917		
Rochdale (RCD)  a	1420	1432	1506	1520	1532	1606	1620	1632	1706	1720	1732	1806	1820	1832	1906	1920	1932	2006
Rochdale (RCD)  d	1421	1432	1507	1521	1532	1607	1621	1632	1707	1721	1732	1807	1821	1832	1907	1921	1932	2007
Smithy Bridge (SMB) d	1425			1525			1625			1725			1825			1925		
Littleborough (LTL) d	1428		1512	1528		1612	1628		1712	1728		1812	1828		1912	1928		2012
Walsden (WDN) d	1434			1534			1634			1734			1834			1934		
Todmorden (TOD) a	1438	1442	1518	1538	1542	1618	1638	1642	1718	1738	1742	1818	1838	1842	1918	1938	1942	2018
Todmorden (TOD) d	1438			1538			1638			1738			1838			1938		
Burnley Manchester Road (BYM) a	1454			1554			1654			1754			1854			1954		
Rose Grove (RSG) a	1457			1557			1657			1757			1857			1957		
Accrington (ACR) a	1504			1604			1704			1804			1904			2004		
Church & Oswaldtwistle (CTW) a	1508			1608			1708			1808			1908			2008		
Blackburn (BBN) a	1519			1619			1719			1819			1919			2019		

Operator Days of operation/Notes	NT B	NT C	NT A	NT B	NT C	NT A	NT B	NT A	NT B	
Wigan Wallgate (WGW)	d	1915		2016			2116		2216	
Bolton (BON)	d									
Salford Crescent (SLD)	d	1951		2052			2152		2252	
Salford Central (SFD)	d	1954		2054			2155		2255	
Manchester Victoria (MCV)	d	2000	2020	2054	2100	2120	2154	2200	2254	2300
Moston (MSO)	d	2007			2107			2207		2307
Mills Hill (MIH)	d	2011			2111			2211		2312
Castleton (CAS)	d	2017			2117			2217		2317
Rochdale (RCD)	a	2020	2032	2106	2120	2132	2206	2220	2306	2321
Rochdale (RCD)	d	2021	2032	2107	2121	2132	2207	2221	2307	
Smithy Bridge (SMB)	d	2025			2125			2225		
Littleborough (LTL)	d	2028		2112	2128		2212	2228	2312	
Walsden (WDN)	d	2034			2134			2234		
Todmorden (TOD)	a	2038	2042	2118	2138	2142	2218	2238	2318	
Todmorden (TOD)	d	2038			2138			2238		
Burnley Manchester Road (BYM)	a	2054			2154			2254		
Rose Grove (RSG)	a	2057			2157			2257		
Accrington (ACR)	a	2104			2204			2304		
Church & Oswaldtwistle (CTW)	a	2108			2208			2308		
Blackburn (BBN)	a	2119			2219			2319		

**NOTES** (see introductory pages for explanation of train operator codes and standard symbols)

- a** Arrival time  
**d** Departure time  
**A** To Leeds  
**B** From Southport  
**C** From Chester to Leeds

## Blackburn, Accrington, Burnley, Todmorden and Rochdale to Manchester

## Mondays to Fridays

Operator Days of operation/Notes	NT A	NT B	NT B	NT C	NT A	NT D	NT B	NT E	NT B	NT C	NT A	NT D	NT B	NT E	NT B	NT C	NT A	NT D
Blackburn (BBN)	d					0618						0718						0820
Accrington (ACR)	d					0626						0726						0828
Rose Grove (RSG)	d					0633						0733						0835
Burnley Manchester Road (BYM)	d					0637						0737						0839
Todmorden (TOD)	a					0653						0753						0855
Todmorden (TOD)	d		0602	0620	0637		0654	0702		0718	0737		0754	0802		0818	0838	0856
Walsden (WDN)	d			0623		0657				0721		0757				0821		
Littleborough (LTL)	d		0609	0630		0703	0709			0728		0803	0809			0828		0903
Smithy Bridge (SMB)	d			0632		0705				0731		0805				0831		0905
Rochdale (RCD)	a		0614	0636	0646		0709	0714		0735	0746		0809	0813		0835	0847	0909
Rochdale (RCD)	d	0551	0614	0637	0647	0652	0710	0714	0721	0735	0747	0752	0810	0814	0822	0835	0848	0852
Castleton (CAS)	d	0554				0655			0724			0755			0825			0855
Mills Hill (MIH)	d	0559				0700			0729			0800			0830			0900
Moston (MSO)	d	0603				0703			0732			0803			0833			0903
Manchester Victoria (MCV)	a	0611	0629	0652	0701	0712	0725	0729	0741	0750	0801	0813	0825	0829	0843	0850	0902	0913
Salford Central (SFD)	a	0617		0658		0718	0731		0746	0758		0818	0831		0848	0858		0918
Salford Crescent (SLD)	a	0620		0702		0721	0734		0752	0802		0821	0834		0851	0903		0921
Bolton (BON)	a	0633				0734			0804			0834			0903			0934
Wigan Wallgate (WGW)	a			0740			0812			0840			0912			0940		1012

Operator Days of operation/Notes	NT B	NT E	NT B	NT C	NT A	NT D	NT B	NT E	NT B	NT C	NT A	NT D	NT B	NT E	NT B	NT C	NT A	NT D
Blackburn (BBN)	d					0920						1020						1119
Accrington (ACR)	d					0928						1028						1127
Rose Grove (RSG)	d					0935						1035						1134
Burnley Manchester Road (BYM)	d					0939						1039						1138
Todmorden (TOD)	a					0955						1055						1154
Todmorden (TOD)	d	0903		0918	0937		0956	1003		1018	1038		1056	1103		1118	1137	1154
Walsden (WDN)	d			0921						1021						1121		
Littleborough (LTL)	d			0928			1003			1028			1103			1128		1201
Smithy Bridge (SMB)	d			0931			1005			1031			1105			1131		1204
Rochdale (RCD)	a	0913		0935	0946		1009	1013		1035	1047		1109	1113		1135	1146	1208
Rochdale (RCD)	d	0914	0921	0935	0947	0952	1010	1014	1021	1035	1048	1052	1110	1114	1121	1135	1147	1152
Castleton (CAS)	d		0924			0955			1024			1055			1124			1155
Mills Hill (MIH)	d		0929			1000			1029			1100			1129			1200
Moston (MSO)	d		0932			1003			1032			1103			1132			1203
Manchester Victoria (MCV)	a	0929	0941	0950	1001	1012	1025	1029	1041	1051	1102	1112	1125	1129	1141	1152	1201	1212
Salford Central (SFD)	a		0946	0958		1018	1031		1046	1058		1118	1131		1146	1158		1218
Salford Crescent (SLD)	a		0950	1002		1021	1034		1050	1102		1121	1134		1150	1202		1221
Bolton (BON)	a		1002			1034			1102			1134			1202			1234
Wigan Wallgate (WGW)	a			1040			1112			1140			1212			1240		1312




Operator Days of operation/Notes	NT B	NT E	NT B	NT C	NT A	NT D	NT B	NT E	NT B	NT C	NT A	NT D	NT B	NT E	NT B	NT C	NT A	NT D
Blackburn (BBN)	d					1220						1320						1420
Accrington (ACR)	d					1228						1328						1428
Rose Grove (RSG)	d					1235						1335						1435
Burnley Manchester Road (BYM)	d					1239						1339						1439
Todmorden (TOD)	a					1255						1355						1455
Todmorden (TOD)	d	1206		1218	1237		1256	1302		1318	1337		1356	1403		1418	1438	1456
Walsden (WDN)	d			1221						1321						1421		
Littleborough (LTL)	d			1228			1303			1328			1403			1428		1503
Smithy Bridge (SMB)	d			1231			1305			1331			1405			1431		1505
Rochdale (RCD)	a	1217		1235	1246		1309	1313		1335	1346		1409	1413		1435	1447	1509
Rochdale (RCD)	d	1218	1222	1235	1247	1252	1310	1314	1321	1335	1347	1352	1410	1414	1421	1435	1448	1452
Castleton (CAS)	d		1225			1255			1324			1355			1424			1455
Mills Hill (MIH)	d		1230			1300			1329			1400			1429			1500
Moston (MSO)	d		1233			1303			1332			1403			1432			1503
Manchester Victoria (MCV)	a	1234	1242	1250	1301	1312	1325	1328	1341	1350	1401	1412	1425	1429	1441	1450	1502	1512
Salford Central (SFD)	a		1247	1258		1318	1331		1346	1358		1418	1431		1446	1458		1518
Salford Crescent (SLD)	a		1250	1303		1321	1334		1350	1402		1421	1434		1450	1502		1521
Bolton (BON)	a		1302			1334			1402			1435			1502			1535
Wigan Wallgate (WGW)	a			1340			1403			1440			1512			1540		1612




NOTES (see introductory pages for explanation of train operator codes and standard symbols)




- a Arrival time  
 d Departure time  
 A To Blackburn  
 B From Leeds  
 C From Leeds to Chester  
 D To Headbolt Lane  
 E To Clitheroe

## Blackburn, Accrington, Burnley, Todmorden and Rochdale to Manchester

## Mondays to Fridays

Operator Days of operation/Notes	NT B	NT E	NT B	NT C	NT A	NT D	NT B	NT E	NT B	NT C	NT A	NT D	NT B	NT E	NT B	NT C	NT A	NT D
Blackburn (BBN) d						1520						1620						1719
Accrington (ACR) d						1528						1628						1727
Rose Grove (RSG) d						1535						1635						1734
Burnley Manchester Road (BYM) d						1539						1639						1738
Todmorden (TOD) a						1555						1655						1754
Todmorden (TOD) d	1503		1518	1537		1556	1603		1618	1637		1656	1703		1718	1737		1755
Walsden (WDN) d			1521						1621						1721			
Littleborough (LTL) d			1528			1603			1628			1703			1728			1802
Smithy Bridge (SMB) d			1531			1605			1631			1705			1731			1804
Rochdale (RCD)  a	1513		1535	1546		1609	1613		1635	1647		1709	1713		1735	1746		1808
Rochdale (RCD)  d	1514	1521	1535	1547	1552	1610	1614	1621	1635	1647	1652	1710	1714	1721	1735	1747	1752	1809
Castleton (CAS) d		1524			1555			1624			1655			1724			1755	
Mills Hill (MIH) d		1529			1600			1629			1700			1729			1800	
Moston (MSO) d		1532			1603			1632			1703			1732			1803	
Manchester Victoria (MCV)  a	1529	1541	1550	1601	1613	1625	1629	1641	1650	1701	1712	1725	1729	1741	1751	1802	1813	1825
Salford Central (SFD) a		1546	1558		1618	1631		1646	1658		1718	1731		1746	1758		1818	1831
Salford Crescent (SLD) a		1550	1602		1621	1634		1650	1702		1721	1734		1750	1802		1821	1834
Bolton (BON) a		1602			1634			1702			1734			1805			1836	
Wigan Wallgate (WGW) a			1640			1712			1740			1812			1840			1912

Operator Days of operation/Notes	NT B	NT E	NT B	NT C	NT A	NT	NT B	NT E	NT B	NT C	NT A	NT	NT B	NT E	NT B	NT C	NT	NT B
Blackburn (BBN) d						1820						1920					2020	
Accrington (ACR) d						1828						1928					2028	
Rose Grove (RSG) d						1835						1935					2035	
Burnley Manchester Road (BYM) d						1839						1939					2039	
Todmorden (TOD) a						1856						1955					2055	
Todmorden (TOD) d	1808		1818	1838		1857	1905		1918	1937		1956	2003		2018	2037	2056	2103
Walsden (WDN) d			1821						1921						2021			
Littleborough (LTL) d			1828			1904			1928			2003			2028		2103	
Smithy Bridge (SMB) d			1831			1906			1931			2005			2031		2105	
Rochdale (RCD)  a	1818		1835	1847		1910	1914		1935	1947		2009	2013		2035	2046	2109	2113
Rochdale (RCD)  d	1818	1822	1835	1848	1852	1911	1915	1921	1935	1947	1952	2010	2014	2021	2035	2047	2110	2114
Castleton (CAS) d		1825			1855			1924			1955			2024				
Mills Hill (MIH) d		1830			1900			1929			2000			2029				
Moston (MSO) d		1833			1903			1932			2003			2032				
Manchester Victoria (MCV)  a	1834	1841	1851	1902	1912	1926	1929	1941	1950	2001	2012	2025	2029	2041	2050	2101	2125	2129
Salford Central (SFD) a		1846	1858		1918	1931		1946	1958		2018	2031		2046	2058		2131	
Salford Crescent (SLD) a		1850	1903		1921	1934		1950	2002		2021	2034		2050	2102		2134	
Bolton (BON) a		1902			1934			2002			2034			2103				
Wigan Wallgate (WGW) a			1940			2013			2040			2113			2140		2213	

Operator Days of operation/Notes	NT E	NT F	NT B	NT E	NT B	NT G	NT B	NT B	NT A	NT	NT B	NT B	NT
Blackburn (BBN) d						2130				2220			2320
Accrington (ACR) d						2138				2228			2328
Rose Grove (RSG) d						2145				2235			2335
Burnley Manchester Road (BYM) d						2149				2239			2339
Todmorden (TOD) a						2207				2256			2355
Todmorden (TOD) d		2118	2137		2203	2207	2218	2238		2256	2303	2336	2356
Walsden (WDN) d		2121					2221					2339	
Littleborough (LTL) d		2128				2214	2228			2303		2345	0003
Smithy Bridge (SMB) d		2131				2217	2231			2306		2348	0005
Rochdale (RCD)  a		2135	2146		2213	2221	2235	2247		2310	2314	2351	0009
Rochdale (RCD)  d	2121	2135	2147	2152	2214	2221	2235	2248	2252	2310	2314	2352	0010
Castleton (CAS) d	2124			2155					2255				
Mills Hill (MIH) d	2129			2200					2300				
Moston (MSO) d	2132			2203					2303				
Manchester Victoria (MCV)  a	2141	2152	2204	2212	2229	2236	2251	2302	2312	2325	2329	0006	0024
Salford Central (SFD) a	2146	2158		2217		2243			2317				
Salford Crescent (SLD) a	2150	2202		2220		2247			2320	2346			
Bolton (BON) a	2202			2232					2332				
Wigan Wallgate (WGW) a						2323				0023			

**NOTES** (see introductory pages for explanation of train operator codes and standard symbols)

- a Arrival time
- d Departure time
- A To Blackburn
- B From Leeds
- C From Leeds to Chester
- D To Headbolt Lane
- E To Clitheroe
- F From Leeds to Wigan North Western
- G To Southport



## Blackburn, Accrington, Burnley, Todmorden and Rochdale to Manchester

## Saturdays

Operator Days of operation/Notes	NT A	NT B	NT B	NT C	NT A	NT D	NT B	NT E	NT B	NT C	NT F	NT D	NT B	NT E	NT B	NT C	NT A	NT D
Blackburn (BBN)	d					0618						0718						0820
Accrington (ACR)	d					0626						0726						0828
Rose Grove (RSG)	d					0633						0733						0835
Burnley Manchester Road (BYM)	d					0637						0737						0839
Todmorden (TOD)	a					0653						0753						0855
Todmorden (TOD)	d		0602	0620	0637		0654	0702		0718	0737		0754	0802		0818	0838	0856
Walsden (WDN)	d			0623			0657			0721			0757			0821		
Littleborough (LTL)	d		0609	0630			0703	0709		0728			0803	0809		0828		0903
Smithy Bridge (SMB)	d			0632			0705			0731			0805			0831		0905
Rochdale (RCD)	a		0614	0636	0646		0709	0714		0735	0746		0809	0813		0835	0847	0909
Rochdale (RCD)	d	0551	0614	0637	0647	0652	0710	0714	0721	0735	0747	0752	0810	0814	0822	0835	0848	0852
Castleton (CAS)	d	0554				0655			0724			0755			0825			0855
Mills Hill (MIH)	d	0559				0700			0729			0800			0830			0900
Moston (MSO)	d	0603				0703			0732			0803			0833			0903
Manchester Victoria (MCV)	a	0611	0629	0652	0701	0712	0725	0729	0741	0750	0801	0812	0825	0829	0843	0850	0902	0913
Salford Central (SFD)	a	0617		0658		0718	0731		0746	0758		0818	0831		0848	0858		0918
Salford Crescent (SLD)	a	0620		0702		0721	0734		0752	0802		0821	0834		0851	0903		0921
Bolton (BON)	a	0633				0734			0804			0834			0903			0934
Wigan Wallgate (WGW)	a			0740			0812			0840			0912			0940		1012

Operator Days of operation/Notes	NT B	NT E	NT B	NT C	NT A	NT D	NT B	NT E	NT B	NT C	NT A	NT D	NT B	NT E	NT B	NT C	NT A	NT D
Blackburn (BBN)	d					0920						1020						1120
Accrington (ACR)	d					0928						1028						1128
Rose Grove (RSG)	d					0935						1035						1135
Burnley Manchester Road (BYM)	d					0939						1039						1139
Todmorden (TOD)	a					0955						1055						1155
Todmorden (TOD)	d	0903		0918	0937		0956	1003		1018	1038		1056	1103		1118	1137	1156
Walsden (WDN)	d			0921						1021						1121		
Littleborough (LTL)	d			0928			1003			1028			1103			1128		1203
Smithy Bridge (SMB)	d			0931			1005			1031			1105			1131		1205
Rochdale (RCD)	a	0913		0935	0946		1009	1013		1035	1047		1109	1113		1135	1146	1209
Rochdale (RCD)	d	0914	0921	0935	0947	0952	1010	1014	1021	1035	1048	1052	1110	1114	1121	1135	1147	1152
Castleton (CAS)	d		0924			0955			1024			1055			1124			1155
Mills Hill (MIH)	d		0929			1000			1029			1100			1129			1200
Moston (MSO)	d		0932			1003			1032			1103			1132			1203
Manchester Victoria (MCV)	a	0929	0941	0950	1001	1012	1025	1029	1041	1051	1102	1112	1125	1129	1141	1150	1201	1212
Salford Central (SFD)	a		0946	0958		1018	1031		1046	1058		1118	1131		1146	1158		1218
Salford Crescent (SLD)	a		0950	1002		1021	1034		1050	1102		1121	1134		1150	1202		1221
Bolton (BON)	a		1002			1034			1102			1134			1202			1234
Wigan Wallgate (WGW)	a			1040			1112			1140			1212			1240		1312

Operator Days of operation/Notes	NT B	NT E	NT B	NT C	NT A	NT D	NT B	NT E	NT B	NT C	NT A	NT D	NT B	NT E	NT B	NT C	NT F	NT D
Blackburn (BBN)	d					1220						1320						1420
Accrington (ACR)	d					1228						1328						1428
Rose Grove (RSG)	d					1235						1335						1435
Burnley Manchester Road (BYM)	d					1239						1339						1439
Todmorden (TOD)	a					1255						1355						1455
Todmorden (TOD)	d	1206		1218	1237		1256	1302		1318	1337		1356	1403		1418	1438	1456
Walsden (WDN)	d			1221						1321						1421		
Littleborough (LTL)	d			1228			1303			1328			1403			1428		1503
Smithy Bridge (SMB)	d			1231			1305			1331			1405			1431		1505
Rochdale (RCD)	a	1217		1235	1246		1309	1313		1335	1346		1409	1413		1435	1447	1509
Rochdale (RCD)	d	1218	1222	1235	1247	1252	1310	1314	1321	1335	1347	1352	1410	1414	1421	1435	1448	1452
Castleton (CAS)	d		1225			1255			1324			1355			1424			1455
Mills Hill (MIH)	d		1230			1300			1329			1400			1429			1500
Moston (MSO)	d		1233			1303			1332			1403			1432			1503
Manchester Victoria (MCV)	a	1234	1242	1250	1301	1312	1325	1328	1341	1350	1401	1412	1425	1429	1441	1450	1502	1512
Salford Central (SFD)	a		1247	1258		1317	1331		1346	1358		1418	1431		1446	1458		1518
Salford Crescent (SLD)	a		1250	1303		1320	1334		1350	1402		1421	1434		1450	1502		1521
Bolton (BON)	a		1302			1334			1402			1435			1502			1535
Wigan Wallgate (WGW)	a			1340			1403			1440			1512			1540		1612

NOTES (see introductory pages for explanation of train operator codes and standard symbols)

- a Arrival time
- d Departure time
- A To Blackburn
- B From Leeds
- C From Leeds to Chester
- D To Headbolt Lane
- E To Clitheroe
- F To Ribbleshead

## Blackburn, Accrington, Burnley, Todmorden and Rochdale to Manchester

## Saturdays

Operator Days of operation/Notes	NT B	NT E	NT B	NT C	NT A	NT D	NT B	NT E	NT B	NT C	NT A	NT D	NT B	NT E	NT B	NT C	NT A	NT D
Blackburn (BBN)	d					1520						1620						1719
Accrington (ACR)	d					1528						1628						1727
Rose Grove (RSG)	d					1535						1635						1734
Burnley Manchester Road (BYM)	d					1539						1639						1738
Todmorden (TOD)	a					1555						1655						1754
Todmorden (TOD)	d	1503		1518	1537	1556	1603		1618	1637		1656	1703		1718	1737		1755
Walsden (WDN)	d			1521					1621						1721			
Littleborough (LTL)	d			1528		1603			1628			1703			1728			1802
Smithy Bridge (SMB)	d			1531		1605			1631			1705			1731			1804
Rochdale (RCD)	a	1513		1535	1546	1609	1613		1635	1647		1709	1713		1735	1746		1808
Rochdale (RCD)	d	1514	1521	1535	1547	1552	1610	1614	1621	1635	1647	1652	1710	1714	1721	1735	1747	1752
Castleton (CAS)	d		1524		1555				1624			1655			1724			1755
Mills Hill (MIH)	d		1529		1600				1629			1700			1729			1800
Moston (MSO)	d		1532		1603				1632			1703			1732			1803
Manchester Victoria (MCV)	a	1529	1541	1550	1601	1613	1625	1629	1641	1650	1701	1712	1725	1729	1741	1751	1802	1813
Salford Central (SFD)	a		1546	1558		1618	1631		1646	1658		1718	1731		1746	1758		1818
Salford Crescent (SLD)	a		1550	1602		1621	1634		1650	1702		1721	1734		1750	1802		1821
Bolton (BON)	a		1602		1634				1702			1734			1805			1836
Wigan Wallgate (WGW)	a			1640		1712			1740			1812			1840			1912

Operator Days of operation/Notes	NT B	NT E	NT B	NT C	NT A	NT D	NT B	NT E	NT B	NT C	NT A	NT D	NT B	NT E	NT B	NT C	NT D	NT B
Blackburn (BBN)	d					1820						1920						2020
Accrington (ACR)	d					1828						1928						2028
Rose Grove (RSG)	d					1835						1935						2035
Burnley Manchester Road (BYM)	d					1839						1939						2039
Todmorden (TOD)	a					1856						1955						2055
Todmorden (TOD)	d	1808		1818	1838	1857	1905		1918	1937		1956	2003		2018	2037	2056	2103
Walsden (WDN)	d			1821					1921						2021			
Littleborough (LTL)	d			1828		1904			1928			2003			2028			2103
Smithy Bridge (SMB)	d			1831		1906			1931			2005			2031			2105
Rochdale (RCD)	a	1818		1835	1847	1910	1914		1935	1947		2009	2013		2035	2046	2109	2113
Rochdale (RCD)	d	1818	1822	1835	1848	1852	1911	1915	1921	1935	1947	1952	2010	2014	2021	2035	2047	2110
Castleton (CAS)	d		1825		1855				1924			1955			2024			
Mills Hill (MIH)	d		1830		1900				1929			2000			2029			
Moston (MSO)	d		1833		1903				1932			2003			2032			
Manchester Victoria (MCV)	a	1834	1841	1851	1902	1912	1926	1929	1941	1950	2001	2012	2025	2029	2041	2050	2101	2125
Salford Central (SFD)	a		1846	1858		1918	1931		1946	1958		2018	2031		2046	2058		2131
Salford Crescent (SLD)	a		1850	1903		1921	1934		1950	2002		2021	2034		2050	2102		2134
Bolton (BON)	a		1902		1934				2002			2034			2103			
Wigan Wallgate (WGW)	a			1940		2013			2040			2113			2140			2213

Operator Days of operation/Notes	NT E	NT G	NT B	NT E	NT D	NT B	NT B	NT B	NT A	NT D	NT B	NT B	NT D
Blackburn (BBN)	d				2120					2220			2320
Accrington (ACR)	d				2128					2228			2328
Rose Grove (RSG)	d				2135					2235			2335
Burnley Manchester Road (BYM)	d				2139					2239			2339
Todmorden (TOD)	a				2156					2255			2355
Todmorden (TOD)	d		2118	2137	2156	2203	2218	2238		2256	2303	2336	2355
Walsden (WDN)	d		2121				2221					2339	
Littleborough (LTL)	d		2128		2203		2228			2303		2345	0002
Smithy Bridge (SMB)	d		2131		2206		2231			2305		2348	0005
Rochdale (RCD)	a		2135	2146	2210	2214	2235	2247		2309	2314	2351	0009
Rochdale (RCD)	d	2121	2135	2147	2152	2210	2214	2235	2248	2252	2310	2314	2352
Castleton (CAS)	d	2124			2155					2255			
Mills Hill (MIH)	d	2129			2200					2300			
Moston (MSO)	d	2132			2203					2303			
Manchester Victoria (MCV)	a	2141	2152	2204	2212	2226	2229	2250	2302	2312	2325	2329	0006
Salford Central (SFD)	a	2146	2158		2217					2317			
Salford Crescent (SLD)	a	2150	2202		2220					2320			
Bolton (BON)	a	2202			2232					2332			
Wigan Wallgate (WGW)	a												

**NOTES** (see introductory pages for explanation of train operator codes and standard symbols)

- a Arrival time
- d Departure time
- A To Blackburn
- B From Leeds
- C From Leeds to Chester
- D To Headbolt Lane
- E To Clitheroe
- G From Leeds to Wigan North Western

## Blackburn, Accrington, Burnley, Todmorden and Rochdale to Manchester

**Sundays until 29 March**

Operator Days of operation/Notes	NT	NT A	NT A	NT A	NT	NT A	NT A	NT A	NT A	NT	NT A	NT A	NT A	NT A	NT	NT A	NT A	NT A	
Blackburn (BBN)	d	0807			1007					1207					1407				
Accrington (ACR)	d	0818			1018					1218					1418				
Rose Grove (RSG)	d	0825			1025					1225					1425				
Burnley Manchester Road (BYM)	d	0829			1029					1229					1429				
Todmorden (TOD)	a	0845			1046					1246					1446				
Todmorden (TOD)	d	0846	0912	1004	1036	1046	1104	1136	1204	1236	1246	1304	1335	1404	1436	1446	1504	1536	1604
Walsden (WDN)	d	0849			1049					1249					1449				
Littleborough (LTL)	d	0855	0919	1011		1056	1111		1211		1256	1311		1411		1456	1511		1611
Smithy Bridge (SMB)	d	0858			1058					1258					1458				
Rochdale (RCD)	a	0902	0923	1016	1045	1102	1116	1145	1216	1245	1302	1316	1345	1416	1445	1502	1516	1546	1616
Rochdale (RCD)	d	0903	0924	1017	1046	1103	1117	1146	1217	1246	1303	1317	1345	1417	1446	1503	1517	1546	1617
Castleton (CAS)	d	0906			1106					1306					1506				
Mills Hill (MIH)	d	0911			1111					1311					1511				
Moston (MSO)	d	0915			1115					1315					1515				
Manchester Victoria (MCV)	a	0924	0938	1031	1100	1124	1131	1200	1232	1300	1324	1331	1359	1431	1500	1524	1531	1600	1631
Salford Central (SFD)	a																		
Salford Crescent (SLD)	a																		
Bolton (BON)	a																		
Wigan Wallgate (WGW)	a																		

Operator Days of operation/Notes	NT A	NT A	NT A	NT A	NT A	NT A	NT A	NT A	NT A	NT A	NT A	NT A	NT A	NT A	NT A	NT A	NT A	NT A
Blackburn (BBN)	d		1607					1807					2007					2210
Accrington (ACR)	d		1618					1818					2018					2221
Rose Grove (RSG)	d		1625					1825					2025					2228
Burnley Manchester Road (BYM)	d		1629					1829					2029					2232
Todmorden (TOD)	a		1646					1846					2046					2248
Todmorden (TOD)	d	1636	1646	1704	1736	1804	1836	1846	1904	1935	2004	2036	2046	2104	2135	2208	2235	2249
Walsden (WDN)	d		1649					1849					2049					2252
Littleborough (LTL)	d		1656	1711		1811		1856	1911		2011		2056	2111		2215		2258
Smithy Bridge (SMB)	d		1658					1858					2058					2301
Rochdale (RCD)	a	1645	1702	1716	1745	1816	1845	1902	1916	1945	2016	2045	2102	2116	2144	2220	2245	2305
Rochdale (RCD)	d	1646	1703	1717	1746	1817	1846	1903	1917	1945	2017	2046	2103	2117	2145	2221	2245	2306
Castleton (CAS)	d		1706					1906					2106					2309
Mills Hill (MIH)	d		1711					1911					2111					2314
Moston (MSO)	d		1715					1915					2115					2318
Manchester Victoria (MCV)	a	1700	1724	1731	1800	1831	1900	1924	1931	1959	2031	2100	2124	2132	2159	2236	2300	2327
Salford Central (SFD)	a																	
Salford Crescent (SLD)	a																	
Bolton (BON)	a																	
Wigan Wallgate (WGW)	a																	

Operator Days of operation/Notes	NT MM A
Blackburn (BBN)	d
Accrington (ACR)	d
Rose Grove (RSG)	d
Burnley Manchester Road (BYM)	d
Todmorden (TOD)	a
Todmorden (TOD)	d 0011
Walsden (WDN)	d
Littleborough (LTL)	d 0018
Smithy Bridge (SMB)	d
Rochdale (RCD)	a 0023
Rochdale (RCD)	d 0023
Castleton (CAS)	d
Mills Hill (MIH)	d
Moston (MSO)	d
Manchester Victoria (MCV)	a 0037
Salford Central (SFD)	a
Salford Crescent (SLD)	a
Bolton (BON)	a
Wigan Wallgate (WGW)	a

**NOTES** (see introductory pages for explanation of train operator codes and standard symbols)

**a** Arrival time  
**d** Departure time  
**A** From Leeds  
**MM** Monday mornings

## Blackburn, Accrington, Burnley, Todmorden and Rochdale to Manchester

**Sundays from 5 April**

Operator Days of operation/Notes	NT	NT A	NT B	NT A	NT B	NT C	NT A	NT B	NT C	NT A	NT B	NT C	NT A	NT B	NT C	NT A	NT B	NT C	
Blackburn (BBN)	d	0748	0807		0907			1007			1107			1207			1307		
Accrington (ACR)	d	0758	0818		0918			1018			1118			1218			1318		
Rose Grove (RSG)	d	0805	0825		0925			1025			1125			1225			1325		
Burnley Manchester Road (BYM)	d	0809	0829		0929			1029			1129			1229			1329		
Todmorden (TOD)	a	0826	0845		0946			1046			1146			1246			1346		
Todmorden (TOD)	d	0826	0846	0912	0946	1004	1036	1046	1104	1136	1146	1204	1236	1246	1304	1335	1346	1404	1436
Walsden (WDN)	d		0849		0949			1049			1149			1249			1349		
Littleborough (LTL)	d	0833	0855	0919	0956	1011		1056	1111		1156	1211		1256	1311		1356	1411	
Smithy Bridge (SMB)	d	0836	0858		0958			1058			1158			1258			1358		
Rochdale (RCD)	a	0840	0902	0923	1002	1016	1045	1102	1116	1145	1202	1216	1245	1302	1316	1345	1402	1416	1445
Rochdale (RCD)	d	0840	0903	0924	1003	1017	1046	1103	1117	1146	1203	1217	1246	1303	1317	1345	1403	1417	1446
Castleton (CAS)	d	0843	0906		1006			1106			1206			1306			1406		
Mills Hill (MIH)	d	0849	0911		1011			1111			1211			1311			1411		
Moston (MSO)	d	0852	0915		1015			1115			1215			1315			1415		
Manchester Victoria (MCV)	a	0901	0924	0938	1024	1031	1100	1124	1131	1200	1224	1232	1300	1324	1331	1359	1424	1431	1500
Salford Central (SFD)	a		0929		1028			1128			1228			1328			1428		
Salford Crescent (SLD)	a		0932		1032			1132			1232			1332			1432		
Bolton (BON)	a																		
Wigan Wallgate (WGW)	a		1009		1109			1209			1309			1409			1509		

Operator Days of operation/Notes		NT A	NT B	NT C	NT A	NT B	NT C	NT A	NT B	NT C	NT A	NT B	NT C	NT A	NT B	NT C	NT A	NT B	NT C
Blackburn (BBN)	d	1407			1507			1607			1707			1807			1907		
Accrington (ACR)	d	1418			1518			1618			1718			1818			1918		
Rose Grove (RSG)	d	1425			1525			1625			1725			1825			1925		
Burnley Manchester Road (BYM)	d	1429			1529			1629			1729			1829			1929		
Todmorden (TOD)	a	1446			1546			1646			1746			1846			1946		
Todmorden (TOD)	d	1446	1504	1536	1546	1604	1636	1646	1704	1736	1746	1804	1836	1846	1904	1935	1946	2004	2036
Walsden (WDN)	d	1449			1549			1649			1749			1849			1949		
Littleborough (LTL)	d	1456	1511		1556	1611		1656	1711		1756	1811		1856	1911		1956	2011	
Smithy Bridge (SMB)	d	1458			1558			1658			1758			1858			1958		
Rochdale (RCD)	a	1502	1516	1546	1602	1616	1645	1702	1716	1745	1802	1816	1845	1902	1916	1945	2002	2016	2045
Rochdale (RCD)	d	1503	1517	1546	1603	1617	1646	1703	1717	1746	1803	1817	1846	1903	1917	1945	2003	2017	2046
Castleton (CAS)	d	1506			1606			1706			1806			1906			2006		
Mills Hill (MIH)	d	1511			1611			1711			1811			1911			2011		
Moston (MSO)	d	1515			1615			1715			1815			1915			2015		
Manchester Victoria (MCV)	a	1524	1531	1600	1624	1631	1700	1724	1731	1800	1824	1831	1900	1924	1931	1959	2024	2031	2100
Salford Central (SFD)	a	1528			1628			1728			1828			1928			2028		
Salford Crescent (SLD)	a	1532			1632			1732			1832			1932			2032		
Bolton (BON)	a																		
Wigan Wallgate (WGW)	a	1609			1709			1809			1909			2009			2109		

Operator Days of operation/Notes	NT A	NT B	NT B	NT	NT B	NT B	NT	NT B	NT	NT MM E
Blackburn (BBN)	d	2007			2113			2210		2300
Accrington (ACR)	d	2018			2123			2221		2310
Rose Grove (RSG)	d	2025			2131			2228		2317
Burnley Manchester Road (BYM)	d	2029			2135			2232		2321
Todmorden (TOD)	a	2046			2155			2248		2338
Todmorden (TOD)	d	2046	2104	2135	2155	2208	2235	2249	2308	2338
Walsden (WDN)	d	2049			2158			2252		2341
Littleborough (LTL)	d	2056	2111		2205	2215		2258	2315	2348
Smithy Bridge (SMB)	d	2058			2207			2301		2350
Rochdale (RCD)	a	2102	2116	2144	2211	2220	2245	2305	2320	2354
Rochdale (RCD)	d	2103	2117	2145	2212	2221	2245	2306	2320	2355
Castleton (CAS)	d	2106			2215			2309		2358
Mills Hill (MIH)	d	2111			2220			2314		0003
Moston (MSO)	d	2115			2224			2318		0007
Manchester Victoria (MCV)	a	2124	2132	2159	2233	2236	2300	2327	2335	0016
Salford Central (SFD)	a	2128			2237					
Salford Crescent (SLD)	a	2132			2241					
Bolton (BON)	a									
Wigan Wallgate (WGW)	a	2209			2317					

**NOTES** (see introductory pages for explanation of train operator codes and standard symbols)

- a** Arrival time  
**d** Departure time  
**A** To Southport  
**B** From Leeds  
**C** From Leeds to Chester  
**MM** Monday mornings